

L'ALTRA[®] PIETRA

THE HIGH QUALITY
OUTDOOR PAVING



NATURSTEIN
PARK Rhein-Neckar
steineshop24.de

CHINA



ITALY



ITALY



USA



USA



MALTA



GREECE



UAE



SAN MARINO



ISRAEL



KOREA



SWITZERLAND



NETHERLANDS



GERMANY



TAIWAN



USA



SERBIA




BELGIUM



NETHERLANDS



USA



TAIWAN



NETHERLANDS



FRANCE



ITALY



CANADA



UK



0.8"

2
cmL'ALTRA[®]
PIETRATHE HIGH QUALITY
OUTDOOR PAVING45x90x2 cm
18"x36"x0.8"60x60x2 cm
24"x24"x0.8"90x90x2 cm
36"x36"x0.8"40x120x2 cm
16"x48"x0.8"60x90x2 cm
24"x36"x0.8"100x100x2 cm
40"x40"x0.8"40x80x2 cm
16"x32"x0.8"60x120x2 cm
24"x48"x0.8"120x120x2 cm
48"x48"x0.8"50x100x2 cm
20"x40"x0.8"80x80x2 cm
32"x32"x0.8"120x240x2 cm
48"x96"x0.8"

STONE EFFECT - EFFETTO PIETRA - STEINEFFEKT - EFFET PIERRE



CEMENT EFFECT - EFFETTO CEMENTO - ZEMENTEFFEKT - EFFET CIMENT





COLOSSEO GRIGIONI, 60x120x2 cm (24"x48"x0.8")



0.8"

2
cm

COLOSSEO GRIGIONI

INDOOR & OUTDOOR

010106

000341

30x60x0,95 cm

60x120x0,95 cm

12"x24"x0.38"

24"x48"x0.38"

R10



000290
120x240x2 cm
48"x96"x0.8"



010804



60x120x2 cm
24"x48"x0.8"

012103



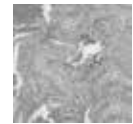
45x90x2 cm
18"x36"x0.8"

010206

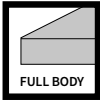
30x60x0,95 cm

12"x24"x0.38"

010801



60x60x2 cm
24"x24"x0.8"

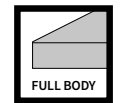
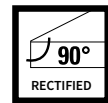


000291
120x120x2 cm
48"x48"x0.8"



0.8"
2
cm

COLOSSEO QUARZITE GIALLA



010701



60x60x2 cm
24"x24"x0.8"

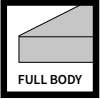






0.8"
2
cm

COLOSSEO FIORA



000266

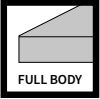
60x60x2 cm
24"x24"x0.8"





0.8"
2 cm

COLOSSEO PORPHYRBRAUN



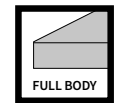
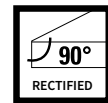
011901

60x60x2 cm
24"x24"x0.8"




0.8"
2
cm

COLOSSEO BARGE



011704



60x120x2 cm
24"x48"x0.8"

011301




60x60x2 cm
24"x24"x0.8"

011703



45x90x2 cm
18"x36"x0.8"







0.8"

2
cm

COLOSSEO SILVERGRAU



010304




60x120x2 cm
24"x48"x0.8"

011801



60x60x2 cm
24"x24"x0.8"



0.8"
2
cm

COLOSSEO GLETCHER GRAU



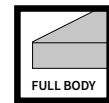
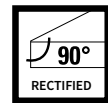
010204



012101



000381



60x120x2 cm
24"x48"x0.8"

60x60x2 cm
24"x24"x0.8"

40x120x2 cm
16"x48"x0.8"



0.8"

2
cm

COLOSSEO QUARZITE SVEDESE

INDOOR & OUTDOOR

000340

000578

60x120x0,95 cm

60x60x0,95 cm

R10

24"x48"x0.38"

24"x24"x0.38"



001057



010501



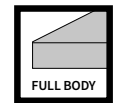
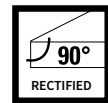
60x120x2 cm
24"x48"x0.8"

60x60x2 cm
24"x24"x0.8"



0.8"
2
cm

COLOSSEO TOSCANO



010901



60x60x2 cm
24"x24"x0.8"



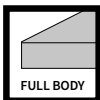



0.8"
2
cm

COLOSSEO TIPOVALS



000297



120x120x2 cm
48"x48"x0.8"

011804

60x120x2 cm
24"x48"x0.8"



011803

45x90x2 cm
18"x36"x0.8"




000296
120x240x2 cm
48"x96"x0.8"



011401

60x60x2 cm
24"x24"x0.8"





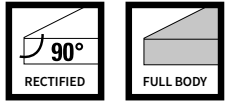


0.8"
2
cm

COLOSSEO PIETRA DI GERUSALEMME

INDOOR & OUTDOOR		
000614	001205	000608
30x60x0,95 cm	60x120x0,95 cm	120x120x0,95 cm
12"x24"x0.38"	24"x48"x0.38"	48"x48"x0.38"

R10



000295



000294

120x240x2 cm
48"x96"x0.8"

120x120x2 cm
48"x48"x0.8"

012001

60x60x2 cm
24"x24"x0.8"

011403

45x90x2 cm
18"x36"x0.8"



0.8"
2
cm

COLOSSEO BRESSA



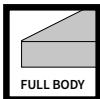

000293



000221



011001



000292
120x240x2 cm
48"x96"x0.8"

120x120x2 cm
48"x48"x0.8"

60x120x2 cm
24"x48"x0.8"

60x60x2 cm
24"x24"x0.8"







0.8"

2
cm

COLOSSEO PORFIDO LAVIS



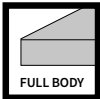
000299



000222



011201




000298

120x240x2 cm
48"x96"x0.8"

120x120x2 cm
48"x48"x0.8"

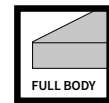
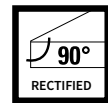
60x120x2 cm
24"x48"x0.8"

60x60x2 cm
24"x24"x0.8"



0.8"
2
cm

COLOSSEO QUARZITE WHITE



011701



60x60x2 cm
24"x24"x0.8"

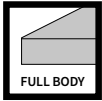






ATAHOTEL
CONTESSA TOLANDA

0.8"
2
cm


COLOSSEO DORATO



010401



60x60x2 cm
24"x24"x0.8"



0.8"

2
cm

COLOSSEO LUSERNA BAGNOLO

INDOOR & OUTDOOR

001206

60x120x0,95 cm

24"x48"x0.38"

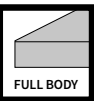
R10



R11

XXL

000301



000300

120x240x2 cm

48"x96"x0.8"

120x120x2 cm

48"x48"x0.8"

011101

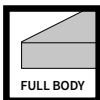

60x60x2 cm

24"x24"x0.8"



0.8"
2
cm

COLOSSEO BASALT GRAU



010601



60x60x2 cm
24"x24"x0.8"

010104



60x120x2 cm
24"x48"x0.8"



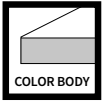




0.8"

2
cm

FORTEZZA DIORITE



000485

60x120x2 cm
24"x48"x0.8"




000479

60x60x2 cm
24"x24"x0.8"




000559

40x80x2 cm
16"x32"x0.8"



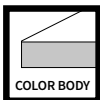

000483

45x90x2 cm
18"x36"x0.8"




0.8"
2
cm

FORTEZZA MONTORFANO



000484

60x120x2 cm
24"x48"x0.8"




000478

60x60x2 cm
24"x24"x0.8"



000560

40x80x2 cm
16"x32"x0.8"



000482

45x90x2 cm
18"x36"x0.8"



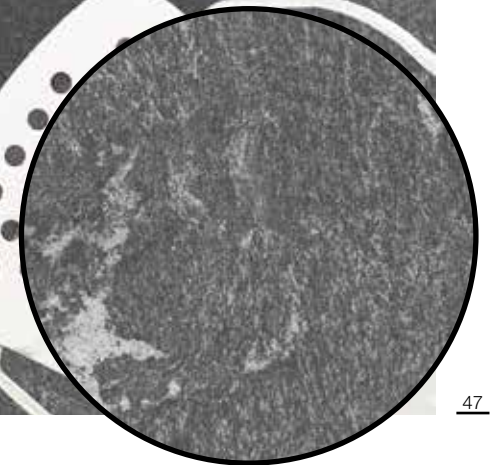

0.8"
2
cm

FORTEZZA MAGGIA



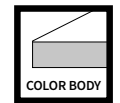
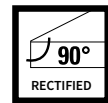
000481

50x100x2 cm
20"x40"x0.8"




0.8"
2
cm

FORTEZZA BIASCA



000480

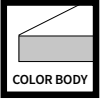

50x100x2 cm
20"x40"x0.8"



0.8"
2
cm

FORTEZZA SNOW ALPS


INDOOR & OUTDOOR
001207
60x120x0,95 cm
24"x48"x0.38" **R10**



000615

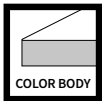



60x120x2 cm
24"x48"x0.8"



0.8"
2
cm

FORTEZZA **WHITE G**



001170



60x120x2 cm
24"x48"x0.8"



0.8"
2
cm


FORTEZZA CEPPPO

INDOOR & OUTDOOR
001061
60x120x0,95 cm
24"x48"x0.38" **R10**




R11

001138

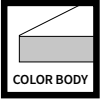


60x120x2 cm
24"x48"x0.8"

001062

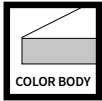




60x120x0,9 cm
24"x48"x0.35"



0.8"
2
cm

FORTEZZA ALPI MATTERHORN



000627

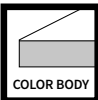

60x60x2 cm
24"x24"x0.8"



0.8"



2
cm

MUSEO ARDESIA BEIGE



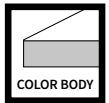
001006

60x90x2 cm
24"x36"x0.8"



0.8"
2
cm

MUSEO ARDESIA NERA



000474
40x120x2 cm
16"x48"x0.8"



000988
60x90x2 cm
24"x36"x0.8"



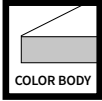
012401
60x60x2 cm
24"x24"x0.8"



0.8"

2
cm

MUSEO ARDESIA GRIGIA



000795

40x120x2 cm
16"x48"x0.8"




000989

60x90x2 cm
24"x36"x0.8"



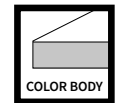
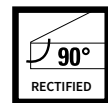

012501

60x60x2 cm
24"x24"x0.8"



0.8"
2
cm

MUSEO PIERRE BLUE GREY



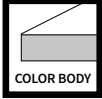
012301SF

60x60x2 cm
24"x24"x0.8"



0.8"
2 cm

MUSEO PIERRE BLUE NOIR



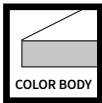
012201

60x60x2 cm
24"x24"x0.8"



0.8"
2
cm

CASTELLO BEIGE



000212



80x80x2 cm
32"x32"x0.8"

010101



60x60x2 cm
24"x24"x0.8"

010107



50x100x2 cm
20"x40"x0.8"

000398



40x80x2 cm
16"x32"x0.8"

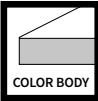







0.8"
2
cm

CASTELLO GREY




000213



80x80x2 cm
32"x32"x0.8"

010201



60x60x2 cm
24"x24"x0.8"

010207




50x100x2 cm
20"x40"x0.8"

000399

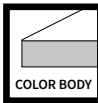


40x80x2 cm
16"x32"x0.8"



0.8"
2
cm

CASTELLO ANTRAZYT



000214



80x80x2 cm
32"x32"x0.8"

010301



60x60x2 cm
24"x24"x0.8"

010307



50x100x2 cm
20"x40"x0.8"

000400



40x80x2 cm
16"x32"x0.8"







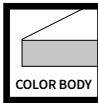

0.8"
2
cm

HARENA CALANCA LIGHT

INDOOR & OUTDOOR		R10
010306	010114	
30x60x1 cm	60x120x1 cm	
12"x24"x0.4"	24"x48"x0.4"	



R11



010702

40x120x2 cm
16"x48"x0.8"



000557

40x80x2 cm
16"x32"x0.8"



0.8"
2
cm

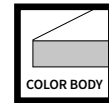
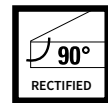
HARENA CALANCA DARK

INDOOR & OUTDOOR	
010406	010214
30x60x1 cm	60x120x1 cm
12"x24"x0.4"	24"x48"x0.4"

R10



R11



010802
40x120x2 cm
16"x48"x0.8"



000558
40x80x2 cm
16"x32"x0.8"







0.8"


2
cm

HARENA SAND STONE



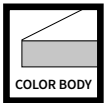
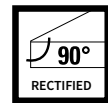
010902

40x120x2 cm
16"x48"x0.8"



0.8"
2
cm

HARENA ARDESIA



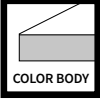
011002

40x120x2 cm
16"x48"x0.8"



0.8"
2
cm

TORRE QUARZITE GRIGIA



010408

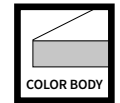
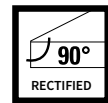
40x80x2 cm

16"x32"x0.8"



0.8"
2
cm

TORRE LUSERNA MISTA



000792

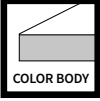
40x80x2 cm

16"x32"x0.8"



0.8"
2
cm

TORRE MOKA



010208

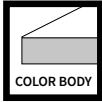


40x80x2 cm

16"x32"x0.8"



0.8"
2
cm

TORRE BIANCA




010308

40x80x2 cm

16"x32"x0.8"

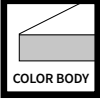






0.8"
2
cm

TORRE BOTTICINO



010108

40x80x2 cm

16"x32"x0.8"

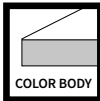


0.8"
2
cm



DUOMO EVOLUTION SLATE



000320

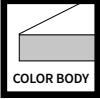


60x90x2 cm
24"x36"x0.8"



0.8"
2
cm

DUOMO MINT



010509



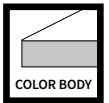
60x90x2 cm
24"x36"x0.8"



0.8"
2
cm

DUOMO TRAVERTINO BEIGE


INDOOR & OUTDOOR
000486
30x60x0,9 cm
12"x24"x0.35" **R10**



000319

60x90x2 cm
24"x36"x0.8"





AURA

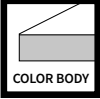
H&M Pam
Douglas TEZENIS
KFC euronics
terranova
McDonald's

A&C



0.8"
2
cm

DUOMO CARRARA



000504

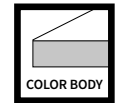
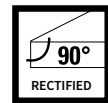


60x90x2 cm
24"x36"x0.8"



0.8"
2
cm

DUOMO VALSTONE LIGHT



000395

60x90x2 cm
24"x36"x0.8"



0.8"


2
cm

DUOMO VALSTONE DARK



000396

60x90x2 cm
24"x36"x0.8"






0.8"
2
cm

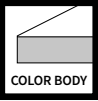
DUOMO PERLA

INDOOR & OUTDOOR		
010506	010312	010113
30x60x1 cm	60x60x1 cm	60x90x1 cm
12"x24"x0.4"	24"x24"x0.4"	24"x36"x0.4"

R10




R11



010109

60x90x2 cm
24"x36"x0.8"



0.8"
2
cm

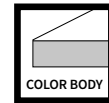
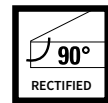
DUOMO SABBIA

INDOOR & OUTDOOR		
010706	010512	010313
30x60x1 cm	60x60x1 cm	60x90x1 cm
12"x24"x0.4"	24"x24"x0.4"	24"x36"x0.4"

R10



R11



010209

60x90x2 cm
24"x36"x0.8"



0.8"
2
cm

DUOMO PIETRA

INDOOR & OUTDOOR		
010806	010612	010413
30x60x1 cm	60x60x1 cm	60x90x1 cm
12"x24"x0.4"	24"x24"x0.4"	24"x36"x0.4"

R10



R11



010409

60x90x2 cm
24"x36"x0.8"



0.8"

2
cm

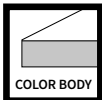

DUOMO OMBRA

INDOOR & OUTDOOR		
010606	010412	010213
30x60x1 cm	60x60x1 cm	60x90x1 cm
12"x24"x0.4"	24"x24"x0.4"	24"x36"x0.4"

R10




R11



010309

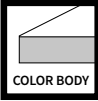

60x90x2 cm
24"x36"x0.8"



0.8"

2
cm

DUOMO BLUESTONE GREY



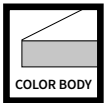
010709

60x90x2 cm
24"x36"x0.8"



0.8"
2
cm

DUOMO BLUESTONE NOIR



010609

60x90x2 cm
24"x36"x0.8"

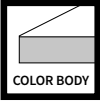







0.8"
2
cm

CATTEDRALE CEMENTO



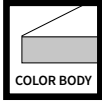


010511

90x90x2 cm
36"x36"x0.8"



0.8"
2
cm


CATTEDRALE AVORIO



010411



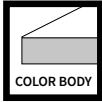

90x90x2 cm
36"x36"x0.8"






0.8"
2
cm

CATTEDRALE GREY



010111

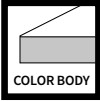

90x90x2 cm
36"x36"x0.8"



0.8"

2
cm

CATTEDRALE ANTRAZYT



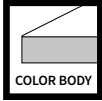


010211

90x90x2 cm
36"x36"x0.8"



0.8"
2
cm

CATTEDRALE MOKA



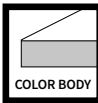

010311

90x90x2 cm
36"x36"x0.8"



0.8"
2
cm

MODERN CONCRETE BEIGE



000852HRNSF

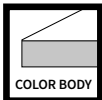


100x100x2 cm
40"x40"x0.8"




0.8"
2
cm

MODERN CONCRETE GREY



000790HRNSF

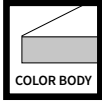


100x100x2 cm
40"x40"x0.8"





0.8"
2
cm

MODERN CONCRETE ANTRAZYT



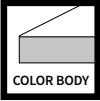
000853HRNSF

100x100x2 cm
40"x40"x0.8"



0.8"
2
cm


MODERN URBAN STYLE



001165

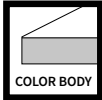
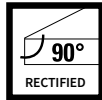



100x100x2 cm
40"x40"x0.8"



0.8"
2
cm

MODERN MARBLE DARK



001167

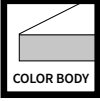


100x100x2 cm
40"x40"x0.8"



0.8"
2
cm

MODERN MARBLE LIGHT



001185

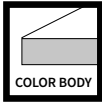



100x100x2 cm
40"x40"x0.8"



0.8"
2
cm

MODERN ISTRIA



001166



100x100x2 cm
40"x40"x0.8"



0.8"

2
cm

TEMPIO KANDLA BEIGE



000928



60x90x2 cm
24"x36"x0.8"

000933



60x60x2 cm
24"x24"x0.8"

000949

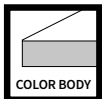


40x80x2 cm
16"x32"x0.8"



0.8"
2
cm

TEMPIO KANDLA ANTRACITE




000927

60x90x2 cm
24"x36"x0.8"



000932

60x60x2 cm
24"x24"x0.8"



000948

40x80x2 cm
16"x32"x0.8"



0.8"

2
cm

TEMPIO KANDLA GREY




000926



60x90x2 cm
24"x36"x0.8"

000931




60x60x2 cm
24"x24"x0.8"

000947

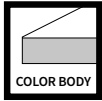




40x80x2 cm
16"x32"x0.8"



0.8"
2
cm

TEMPIO MODAK



000930

60x90x2 cm
24"x36"x0.8"



000951

40x80x2 cm
16"x32"x0.8"

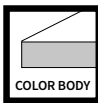


0.8"
2
cm

TEMPIO BUFF



R11



000929

60x90x2 cm
24"x36"x0.8"




001002

60x60x2 cm
24"x24"x0.8"



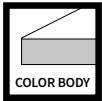

000950

40x80x2 cm
16"x32"x0.8"



0.8"
2
cm

ETNA CAPPUCCINO



000229



60x60x2 cm
24"x24"x0.8"

000226



40x80x2 cm
16"x32"x0.8"

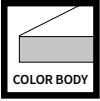







0.8"
2
cm

ETNA LIGHT GREY



000230



60x60x2 cm
24"x24"x0.8"

000227

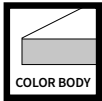




40x80x2 cm
16"x32"x0.8"



0.8"
2
cm

ETNA DARK GREY



000231



60x60x2 cm
24"x24"x0.8"

000228



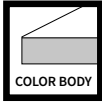

40x80x2 cm
16"x32"x0.8"





0.8"
2
cm

PORCEA **ERAMOSA**



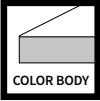
001071PRC

60x90x2 cm
24"x36"x0.8"



0.8"
2
cm

PORCEA SILVER VALLEY



001072PRC

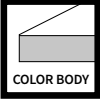
60x90x2 cm
24"x36"x0.8"





0.8"
2
cm

PORCEA **ALGONQUIN**



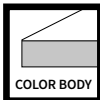


000890PRC

60x90x2 cm
24"x36"x0.8"



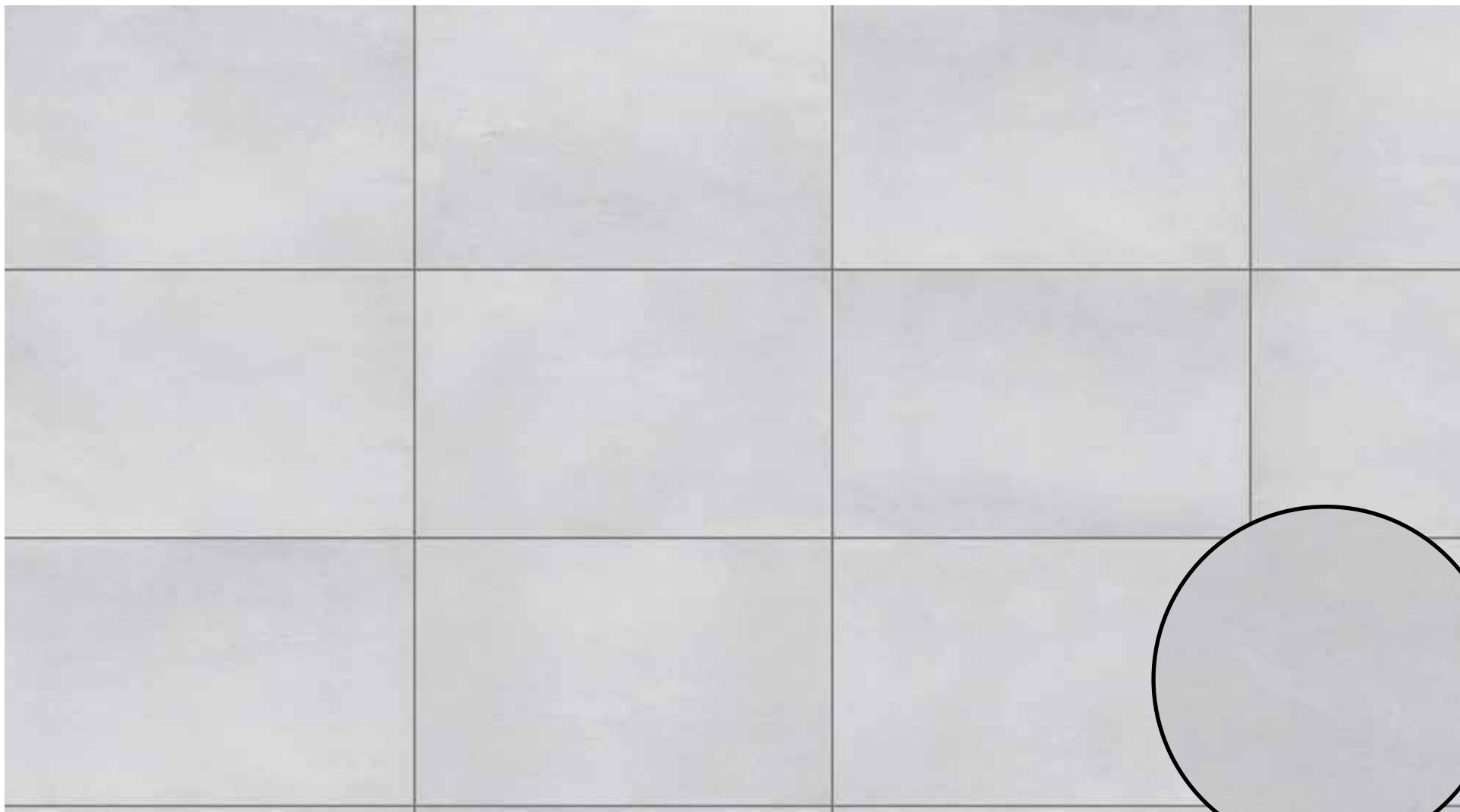
0.8"
2
cm

PORCEA **INDUS WHITE**



001172PRC

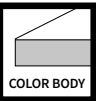
60x90x2 cm
24"x36"x0.8"



0.8"

2
cm

PORCEA **INDUS GREY**



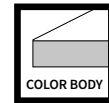
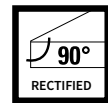

000763PRC

60x90x2 cm
24"x36"x0.8"




0.8"
2
cm

PORCEA **AURA WHITE**



001171PRC




60x120x2 cm
24"x48"x0.8"

001054PRC



60x60x2 cm
24"x24"x0.8"



0.8"
2
cm

MONVISO LIMESTONE YELLOW



R11



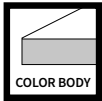

000236

60x90x2 cm
24"x36"x0.8"




0.8"
2
cm

MONVISO MULTICOLOR



000235

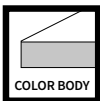
60x90x2 cm
24"x36"x0.8"



0.8"

2
cm

MONVISO GREY



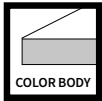


000238

60x90x2 cm
24"x36"x0.8"



0.8"
2
cm

MONVISO YORKSTONE



000779

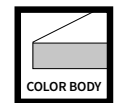
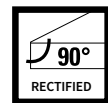

60x90x2 cm
24"x36"x0.8"





0.8"
2
cm

MONVISO FOSSIL



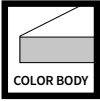
000237

60x90x2 cm
24"x36"x0.8"



0.8"
2
cm

PIETRA DI VALS **SILVER**



000329

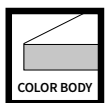

40x80x2 cm

16"x32"x0.8"



0.8"
2
cm

PIETRA DI VALS **BEIGE**



000397


40x80x2 cm
16"x32"x0.8"



0.8"

2
cm



PIETRA DI VALS **ANTRAZYT**



000401

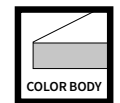
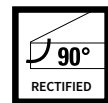

40x80x2 cm

16"x32"x0.8"



0.8"
2
cm

PIETRA DI VALS CLOUD



000328

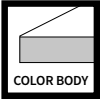
40x80x2 cm

16"x32"x0.8"



0.8"
2
cm



DOLOMITI BEIGE



000468

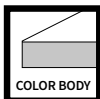


40x80x2 cm

16"x32"x0.8"



0.8"
2
cm



DOLOMITI NERO



000197

40x80x2 cm

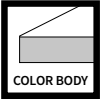
16"x32"x0.8"



0.8"

2
cm

DOLOMITI GRIGIO



000198

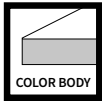

40x80x2 cm

16"x32"x0.8"



0.8"
2
cm

DOLOMITI **SENAPE**



000199

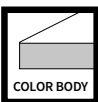

40x80x2 cm
16"x32"x0.8"



0.8"


2
cm

CEMENTO BLACK



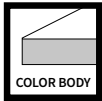


000211

60x60x2 cm
24"x24"x0.8"



0.8"
2
cm

CEMENTO COTTO



900275

60x60x2 cm
24"x24"x0.8"



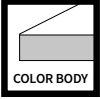


IL PASSATO EDILIZIO
LE NOSTRE SPALLE
L'AVVENIRE E NOSTRO



0.8"
2
cm

CEMENTO TAUPE



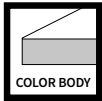

000209

60x60x2 cm
24"x24"x0.8"



0.8"
2
cm

CEMENTO SMOKE



000210

60x60x2 cm
24"x24"x0.8"



0.8"
2
cm

TEGEL NOCCIOLA



000330



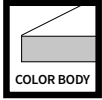
90x90x2 cm
36"x36"x0.8"





0.8"

2 TEGEL BLACK



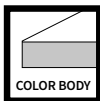

000332

90x90x2 cm
36"x36"x0.8"




0.8"
2
cm


TEGEL ANTICO BIANCO



000338



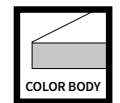

90x90x2 cm
36"x36"x0.8"





0.8"
2
cm

TEGEL MOON DECORO



000364

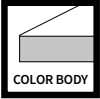

90x90x2 cm
36"x36"x0.8"



0.8"

2
cm

TEGEL MOON



000331

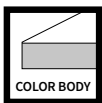



90x90x2 cm
36"x36"x0.8"





0.8"
2
cm

GRAFFITI GRIGIO



000367

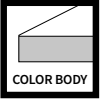
60x60x2 cm
24"x24"x0.8"



0.8"

2
cm

GRAFFITI NERO



000366

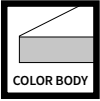
60x60x2 cm
24"x24"x0.8"





0.8"
cm

CERVINO GREY



000216

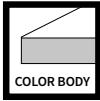

40x120x2 cm

16"x48"x0.8"



0.8"
2
cm

CERVINO DARK



000217

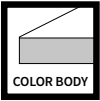
40x120x2 cm

16"x48"x0.8"



0.8"
2
cm

CERVINO BEIGE



000215

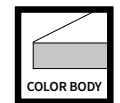
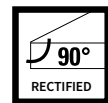
40x120x2 cm

16"x48"x0.8"



0.8"
2
cm

METALLICO CORTEN RUST



000540

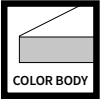
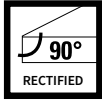

60x120x2 cm
24"x48"x0.8"



0.8"

2
cm

METALLICO BLACK



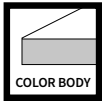

000541

60x120x2 cm
24"x48"x0.8"




0.8"
2
cm

METALLICO DARK SOUL



000543

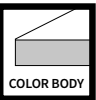
60x120x2 cm
24"x48"x0.8"



0.8"

2
cm

METALLICO LONDON GREY



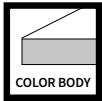

000542

60x120x2 cm
24"x48"x0.8"



0.8"
2
cm

VESUVIO CHIARO



000996



60x90x2 cm
24"x36"x0.8"

000993

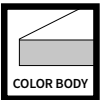


59,5x59,5x2 cm
23.5"x23.5"x0.8"



0.8"

2 VESUVIO SCURO



000995



60x90x2 cm
24"x36"x0.8"

000992

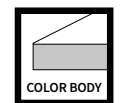



59,5x59,5x2 cm
23.5"x23.5"x0.8"



0.8"
2
cm

VESUVIO GRIGIO



000994



60x90x2 cm
24"x36"x0.8"

000991

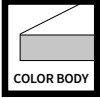


59,5x59,5x2 cm
23.5"x23.5"x0.8"



0.8"
2
cm

TOTAL STONE GRIGIO



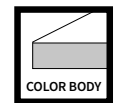
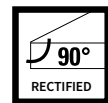

000695

60x90x2 cm
24"x36"x0.8"



0.8"
2
cm

TOTAL STONE GRAFITE



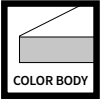
000696

60x90x2 cm
24"x36"x0.8"



0.8"
2
cm

TOTAL STONE AVORIO



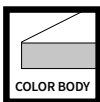
000697

60x90x2 cm
24"x36"x0.8"



0.8"
2
cm

PORTLAND ICE



000963

60x60x2 cm
24"x24"x0.8"

000882

60x90x2 cm
24"x36"x0.8"

000815


120x120x2 cm
48"x48"x0.8"

000845

40x180x2 cm
16"x72"x0.8"

000839

80x180x2 cm
32"x72"x0.8"

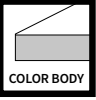






0.8"
2
cm

PORTLAND PLATA



000841

000847

000884

000817

40x180x2 cm

60x90x2 cm

120x120x2 cm

80x180x2 cm

16"x72"x0.8"

24"x36"x0.8"

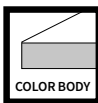
48"x48"x0.8"

32"x72"x0.8"



0.8"
2
cm


PORTLAND LONDRA



000964
60x60x2 cm
24"x24"x0.8"



000883
60x90x2 cm
24"x36"x0.8"




000816
120x120x2 cm
48"x48"x0.8"



000846
40x180x2 cm
16"x72"x0.8"




000840
80x180x2 cm
32"x72"x0.8"



0.8"
2
cm

PORTLAND NIGHT



000842

000848

000885

000818

40x180x2 cm
16"x72"x0.8"

60x90x2 cm
24"x36"x0.8"

120x120x2 cm
48"x48"x0.8"

80x180x2 cm
32"x72"x0.8"



L'ALTRA[®]
PIETRA
THE HIGH QUALITY
OUTDOOR PAVING



XXL

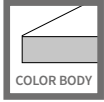
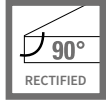
GRANDI LASTRE



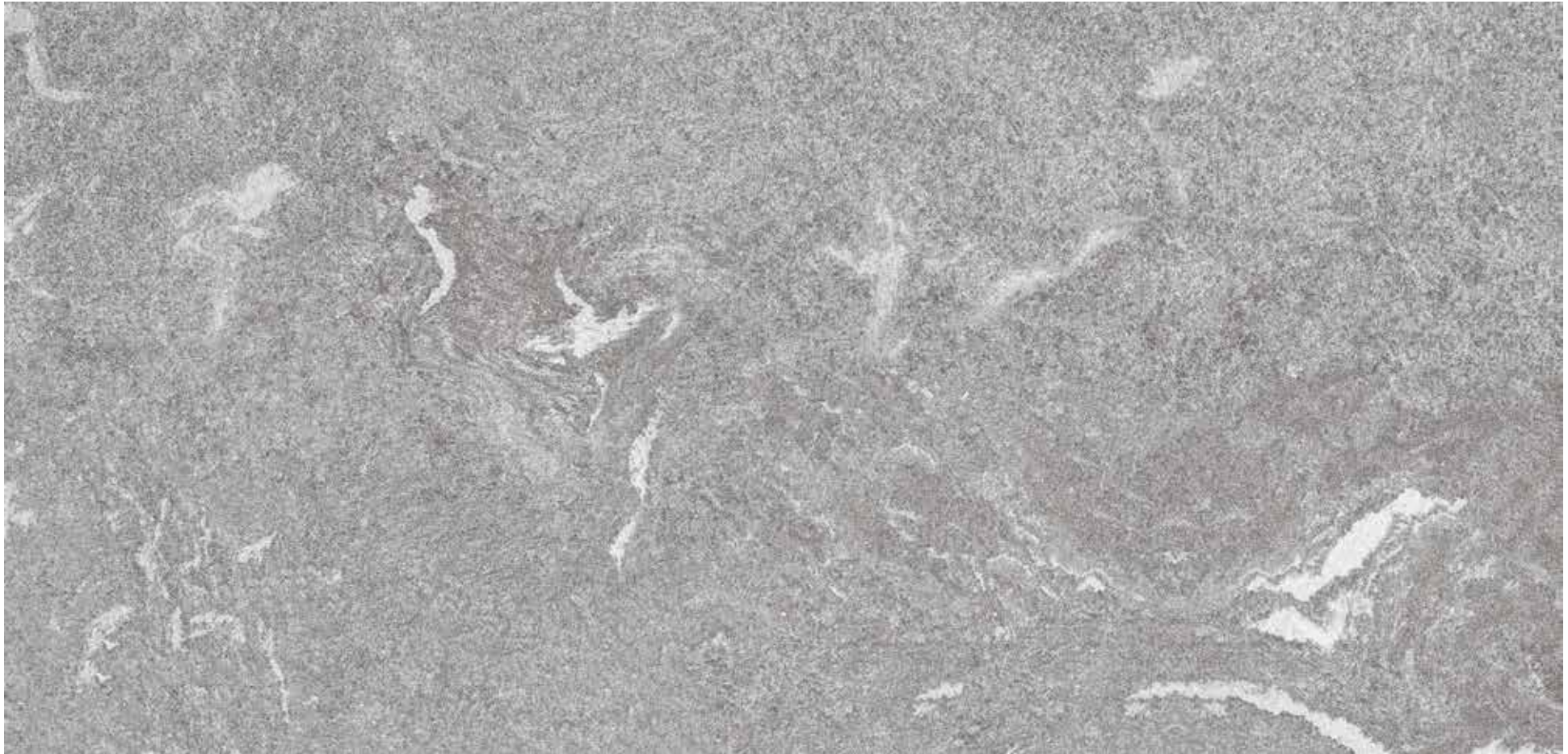

0.8"
2
cm

COLOSSEO GRIGIONI

000290



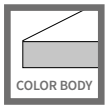
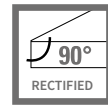
120x240x2 cm
48"x96"x0.8"



0.8"
2
cm

COLOSSEO BRESSA

000292



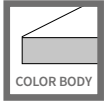
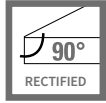

120x240x2 cm
48"x96"x0.8"



0.8"
2
cm

COLOSSEO PORFIDO LAVIS

000298



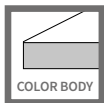
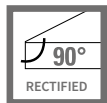
120x240x2 cm
48"x96"x0.8"



0.8"
2
cm

COLOSSEO PIETRA DI GERUSALEMME

000294



120x240x2 cm
48"x96"x0.8"

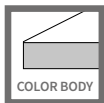




0.8"
2
cm

COLOSSEO LUSERNA BAGNOLO

000300



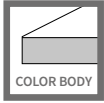
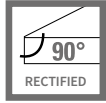

120x240x2 cm
48"x96"x0.8"



0.8"
2
cm

COLOSSEO TIPOVALS

000296



120x240x2 cm
48"x96"x0.8"




KEY - LEGENDA - ZEICHENERKLÄRUNG - LÉGENDE




UNIFORM APPEARANCE
Aspetto uniforme
Gleichmäßiges Aussehen
Aspect uniforme



LIGHT COLOR VARIATION
Bassa variazione cromatica
Geringe Farbunterschiede
Variation chromatique basse



MEDIUM COLOR VARIATION
Media variazione cromatica
Mittlere Farbunterschiede
Variation chromatique moyenne



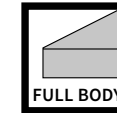
HIGH COLOR VARIATION
Alta variazione cromatica
Starke Farbunterschiede
Variation chromatique haute



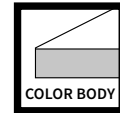
GUARANTEED ANTI-SLIP R10
Garanzia antiscivolo R10
Rutschklasse R10
Antidérapant garanti R10



GUARANTEED ANTI-SLIP R11
Garanzia antiscivolo R11
Rutschklasse R11
Antidérapant garanti R11



HOMOGENEOUS MIXTURE
Impasto omogeneo
Homogen durchgefärbter
Gâchage homogène



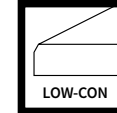
COLOR MIXTURE
Impasto colorato
Fliesen Körper
Gâchage coloré



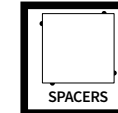
**RECTIFIED PRODUCT,
WHERE NOT MENTIONED THE MATERIAL MUST
ALWAYS BE CONSIDERED AS RECTIFIED**
Prodotto rettificato, ove non indicato il materiale è
sempre da considerarsi rettificato
Produkt rektifiziert. Produkte ohne Angabe sind immer
rektifiziert
Produit rectifié, lorsqu'il n'est pas mentionné le
matériau doit toujours être considéré comme rectifié



**NATURAL PRODUCT FROM MOLDING,
UNRECTIFIED**
Prodotto naturale da pressa non rettificato
Produkt kommt direkt aus der Form und ist
nicht rektifiziert
Produit naturel de moulage, non rectifié.



**THE SLABS ARE RECTIFIED BEFORE BURNING ON PART
OF THE THICKNESS IN ORDER TO LOWER THE CONICITY
TYPICAL OF UNRECTIFIED SLABS**
Le lastre vengono rettificate a crudo su parte dello spessore
al fine di ridurre la conicità tipica delle lastre non rettificate.
Die Platten werden vor dem Brennen auf einen Teil der
Höhe rektifiziert um bessere Eigenschaften wie bei der
Naturkante zu haben.
Les dalles sont rectifiées sur une partie de l'épaisseur avant
la cuisson pour réduire leur valeur typique de conicité.



**THE SLABS INCLUDE SPACERS THAT GUARANTEE
JOINTS THICKNESS AND REDUCE INSTALLATION
DURATION**
Le lastre includono distanziali ideati per garantire la
fuga costante e ridurre i tempi di posa
Die Platten enthalten Abstandshalter, die die Breite
der Fugen garantieren und die Verlegedauer verkür-
zen
Les dalles comportent des espaceurs qui garantissent
l'épaisseur des joints et réduisent la durée de pose

COLOR WARNING

Color shades shown in this catalog are merely indicative because the printed output undergoes significant changes compared to the original color.
The color shade of the slab can vary between different sizes of the same color.

AVVERTENZA COLORE

I colori illustrati in questo catalogo hanno valore puramente indicativo in quanto la resa stampata subisce notevoli cambiamenti rispetto al colore originale.
Il tono colore della lastra può variare tra una misura e l'altra dello stesso prodotto.

FARBWARNUNG

Die in diesem Katalog gezeigten Farben sind nur als Hinweis zu verstehen, da die gedruckte Ausgabe im Vergleich zur Originalfarbe abweichen kann. Bei jeder neu produzierten Charge gibt es Farbabweichungen.

AVERTISSEMENT DE COULEUR

Les nuances de couleur présentées dans ce catalogue sont purement indicatives car la sortie imprimée subit des modifications importantes par rapport à la couleur d'origine. La couleur de la plaque peut subir des variations d'une mesure à l'autre.

LAYING ADVICE

It is advisable to create the appropriate transverse and longitudinal gradients during levelling or compacting, in order to ensure optimal drainage of the floor. We recommend the incorporation of a drainage substrate in order to facilitate runoff and prevent water pooling. It is also advisable to lay the slabs with a minimum joint of 3mm.
Given the frost resistance of sintered stone, the slabs offer a water absorption value closed to zero. This property could lead to localised pooling of water on the floor, even if the slabs are laid properly.

RACCOMANDAZIONI DI POSA

È bene prevedere le opportune pendenze trasversali e longitudinali da realizzare durante il livellamento o la compattazione per ottenere un drenaggio ottimale del piano di calpestio. Si raccomanda di prevedere un substrato realizzato con materiali drenanti per facilitare il deflusso dell'acqua ed evitarne il ristagno. Inoltre si consiglia una posa con fuga minima di 3 mm. Vista la caratteristica di ingelività della pietra sinterizzata, le lastre hanno il valore relativo all'assorbimento d'acqua praticamente nullo. Tale proprietà potrebbe comportare ristagni di acqua localizzati sulla pavimentazione, indipendentemente dalla realizzazione di una posa a regola d'arte del materiale.

EMPFEHLUNGEN FÜR DIE VERLEGUNG

Bei der Nivellierung und Kompaktierung müssen die notwendigen Quer- und Längsneigungen geschaffen werden, damit die ordnungsgemäße Drainage der Lauffläche möglich ist. Es wird empfohlen einen aus drainierendem Material bestehenden Unterboden, um das Abfließen des Wassers zu erleichtern und ein Anstauen zu vermeiden. Außerdem wird die Verlegung mit einer Mindestfuge von 3 mm empfohlen.
Aufgrund der Frostbeständigkeit des Feinsteinzeug hat die Platten einen Wasseraufnahmewert von praktisch Null. Diese Eigenschaft könnte, selbst bei fachgerechter Verlegung des Materials, zum Anstauen des Wassers auf dem Boden führen.

RECOMMANDATIONS DE POSE


On conseille de prévoir des inclinaisons transversales et longitudinales opportunes à réaliser au cours du nivellement et du compactage pour obtenir un drainage optimal du plan de piétinement. On recommande de prévoir un substrat réalisé avec des matériaux drainants pour favoriser l'écoulement de l'eau et en éviter la stagnation. On conseille également une pose avec un joint minimal de 3mm. Vu le caractère ingélic du grès cérame, la valeur d'absorption de l'eau de le dalles est pratiquement nulle. Cette propriété pourrait provoquer des stagnations d'eau localisées sur le carrelage, indépendamment de la réalisation d'une pose du matériel dans les règles de l'art.

TECHNICAL FEATURES - CARATTERISTICHE TECNICHE - TECHNISCHE MERKMALE - CARACTERISTIQUES TECHNIQUES

		TECHNICAL FEATURES CARATTERISTICHE TECNICHE TECHNISCHE DATEN CARACTERISTIQUES TECHNIQUES	STANDARD NORMA NORM NORME	ESTABLISHED LIMITS LIMITI PREVISTI VORGESEHENE GRENZWERTE LIMITES ÉTABLIES		1 CM 0,4"	2 CM 0,8"	3 CM 1,2"	5 CM 2"
REGULARITY REGOLARITÀ REGELMÄßIGKEIT RÉGULARITÉ		LENGHT AND WIDTH LUNGHEZZA E LARGHEZZA LÄNGE UND BREITE LONGUEUR ET LARGEUR	ISO 10545-2	± 0,6 %	± 2 mm				COMPLYING CONFORME ERFÜLLT CONFORME
		THICKNESS SPessore STÄRKE ÉPAISSEUR	ISO 10545-2	± 5,0 %	± 0,5 mm				COMPLYING CONFORME ERFÜLLT CONFORME
		RECTANGULARITY ORTOGONALITÀ RECHTWINKLIGKEIT PERPENDICULARITÉ	ISO 10545-2	± 0,5 %	± 2 mm				COMPLYING CONFORME ERFÜLLT CONFORME
		STRAIGHTNESS OF SIDES RETTILINEITÀ DEGLI SPIGOLI GERADLINIGKEIT DER KANTEN RECTITUDE DES ARETES	ISO 10545-2	± 0,5 %	± 1,5 mm				COMPLYING CONFORME ERFÜLLT CONFORME
		SURFACE FLATNESS PLANARITÀ EBENFLÄCHIGKEIT PLANEITE DE SURFACE	ISO 10545-2	± 0,5 %	± 2 mm				COMPLYING CONFORME ERFÜLLT CONFORME
STRUCTURAL STRUTTURALE STRUKTURELL STRUCTURAL		WATER ABSORPTION ASSORBIMENTO D'ACQUA WASSERAUFNAHME ABSORPTION D'EAU	ISO 10545-3	≤ 0,5 %					COMPLYING CONFORME ERFÜLLT CONFORME
		BREAKING STRENGTH SFORZO DI ROTTURA BRUCHLAST FORCE DE RUPTURE	ISO 10545-4	≥ 1300 N	≥ 1300 N	> 10000 N	* > 25000 N	> 67000 N	
		MODULUS OF RUPTURE MODULO DI ROTTURA BIEGEFESTIGKEIT MODULE DE RUPTURE		≥ 35 N/mm ²	≥ 40 N/mm ²				
	BREAKING LOAD CLASS CLASSE DI CARICO DI ROTTURA BRUCHBELASTUNG KATEGORIE CATÉGORIE DE CHARGE DE RUPTUR	EN 1339	VALUE DECLARED VALORE DICHIARATO ERKLÄRTER WERT VALEUR DÉCLARÉE	NA	* U 11	* U 30	U 30		
SURFACE SUPERFICIE OBERFLÄCHE SURFACE		ABRASION RESISTANCE RESISTENZA ALL'ABRASIONE ABRIEBFESTIGKEIT RESISTANCE A L'ABRASION	ISO 10545-6	≤ 175 mm ³					COMPLYING CONFORME ERFÜLLT CONFORME
			ISO 10545-7	CLASS DECLARED CLASSE DICHIARATA KLASSE ERKLÄRT CLASSE DÉCLARÉE	≥ 3				
THERMAL HYGROMETRIC TERMO IGMOMETRICHE THERMAL HYGROMETRISCH THERMIQUE HYGROMÉTRIQUE		LINEAR THERMAL-EXPANSION DILATAZIONE TERMICA LINEARE LINEARER WÄRMEAUSSDEHNUNG DILATATION THERMIQUE LINEAIRE	ISO 10545-8	VALUE DECLARED VALORE DICHIARATO ERKLÄRTER WERT VALEUR DÉCLARÉE				< 9*10 ⁻⁶ °C ⁻¹	
		THERMAL SHOCK RESISTANCE RESISTENZA AGLI SBALZI TERMICI WIDERSTANDSFÄHIG BEI TEMPERATURSCHWANKUNGEN RÉSISTANCE AUX ÉCARTS DE TEMPERATURE	ISO 10545-9	TEST PASSED TEST SUPERATO TEST BESTANDEN TEST RÉUSSI					GUARANTEED GARANTITO GARANTIERT GARANTI
		FROST RESISTANCE RESISTENZA AL GELO FROSTFEST RÉSISTANCE AU GEL	ISO 10545-12	TEST PASSED TEST SUPERATO TEST BESTANDEN TEST RÉUSSI					GUARANTEED GARANTITO GARANTIERT GARANTI
CHEMICAL CHIMICA CHEMISCH CHIMIQUE		RESISTANCE TO CHEMICALS (ACIDS, BASES AND SALTS) RESISTENZA ALL'ATTACCO CHIMICO CHEMIKALIENBESTÄNDIGKEIT RESISTANCE A L'ATTAQUE CHIMIQUE	ISO 10545-13	UB MINIMUM UB MINIMO UB MINIMUM UB MINIMUM					GUARANTEED GARANTITO GARANTIERT GARANTI
		RESISTANCE TO STAINS RESISTENZA ALLE MACCHIE FLECKENBESTÄNDIGKEIT RESISTANCE AUX TACHES	ISO 10545-14	≥ 3					COMPLYING CONFORME ERFÜLLT CONFORME
LIGHT LUCE LICHT LUMIÈRE		COLOR RESISTANCE TO LIGHT EXPOSURE RESISTENZA DEI COLORI ALLA LUCE LICHTECHTHEIT DER FARBEN RÉSISTANCE DES COULEURS À LA LUMIÈRE	DIN 51094	NO NOTICEABLE COLOR MODIFICATIONS ASSENZA DI APPREZZABILI ALTERAZIONI DI COLORE KEIN SICHTBARE FÄRBERÄNDERUNGEN AUFWEISEN AUCUN ALTÉRATIONS APPRÉCIABLES DE COULEUR					COMPLYING CONFORME ERFÜLLT CONFORME
SAFETY SICUREZZA SICHERHEIT SÉCURITÉ		SKID RESISTANCE RESISTENZA ALLO SCIVOLAMENTO RUTSCHHEMMUNG RÉSISTANCE AU GLISSEMENT	DIN 51130	VALUE DECLARED VALORE DICHIARATO ERKLÄRTER WERT VALEUR DÉCLARÉE	R10 - R11			R11	

		TECHNICAL FEATURES CARATTERISTICHE TECNICHE TECHNISCHE DATEN CARACTERISTIQUES TECHNIQUES	STANDARD NORMA NORM NORME	6.5 CM 2,6"
STRUCTURAL STRUTTURALE STRUKTURELL STRUCTURAL		WATER ABSORPTION ASSORBIMENTO D'ACQUA WASSERAUFNAHME ABSORPTION D'EAU	EN 1338	< 0.30%
		INDIRECT TRACTION TRAZIONE INDIRETTA INDIREKTE TRAKTION TRACTION INDIRECTE		> 10 N/mm ²
		MONO-AXIAL COMPRESSION COMPRESSIONE MONOASSIALE MONOAXIALER DRUCK COMPRESSION MONOAXIALE		> 190 N/mm ²
SURFACE SUPERFICIE OBERFLÄCHE SURFACE		ABRASION RESISTANCE RESISTENZA ALL'ABRASIONE ABRIEBFESTIGKEIT RESISTANCE A L'ABRASION		< 20 mm
SAFETY SICUREZZA SICHERHEIT SÉCURITÉ		SKID RESISTANCE RESISTENZA ALLO SCIVOLAMENTO RUTSCHHEMMUNG RÉSISTANCE AU GLISSEMENT		> 60

FOR A CORRECT STAGGERED INSTALLATION WE SUGGEST TO INSTALL THE TILES NO MORE THAN 1/4 OF ITS LENGHT. PER UNA CORRETTA POSA A CORRERE (SFALSATA), SI CONSIGLIA DI POSARE LE LASTRE A MENO DI 1/4 DELLA SUA LUNGHEZZA. FÜR EINE KORREKTE, VERSETZTE VERLEGUNG EMPFEHLEN WIR, DIE FLIESEN NICHT MEHR ALS 1/4 IHRER LÄNGE ZU VERLEGEN. POUR UNE BONNE POSE DÉCALÉE, IL EST RECOMMANDÉ DE POSER LES DALLES À MOINS DE 1/4 DE LEUR LONGUEUR.



DOWNLOAD AREA

COMPLIANT WITH STANDARDS EN 14411 AND ISO 13006 ANNEX G GROUP BIa WITH E ≤ 0,5 % * TECHNICAL VALUES REFERRED TO THE 60x60 cm SIZE
CONFORME ALLA NORMA EN 14411 E ISO 13006 APPENDICE G GRUPPO BIa CON E ≤ 0,5 % * VALORI TECNICI RIFERITI AL FORMATO 60x60 cm
PRODUZIERT NACH STANDARDS EN 14411 UND ISO 13006 ANHANG G GRUPPE BIa MIT E ≤ 0,5% * TECHNISCHE WERTE BEZOGEN AUF DIE GRÖSSE 60X60 cm
CONFORME AUX NORMES EN 14411 ET ISO 13006 ANNEXE G GROUPE BIa AVEC ABSORPTION D'EAU ≤ 0,5% * VALEURS TECHNIQUES POUR LA TAILLE 60x60 cm



NATURSTEIN

PARK Rhein-Neckar

steineshop24.de